



# Accessing your Microsoft Teams in NSW Public Schools

## Accessing MS Teams using the desktop or mobile App



Windows



MacOS



iPadOS



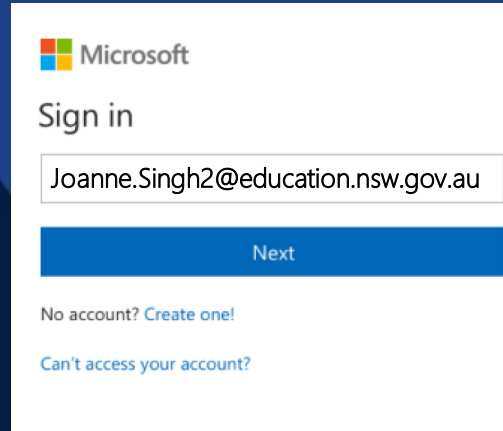
Android



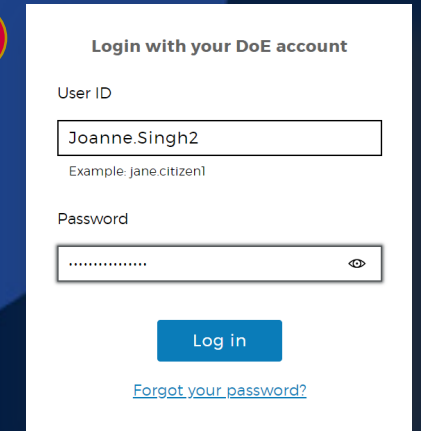
Linux

1. Find the appropriate **Microsoft Teams App** for your device from <https://teams.microsoft.com/downloads>
2. Install the correct app to your device and run it
3. Sign in with your **department email address** **A** and choose **Next**.
4. The **DoE log on screen** **B** will appear. Sign in with your department credentials
5. All of the **Teams** that you are **enrolled in** will then appear!

**A**



**B**



## Signing into MS Teams with a desktop browser



Chrome



Edge




Firefox



Safari

1. Use a **modern browser** in Windows, MacOS or Linux
2. Browse to your DoE Portal at: <https://portal.det.nsw.edu.au>
3. Sign in with your department credentials **B**
4. Select **Microsoft Office 365** from inside the **My Learning** box
5. Choose **Teams** from the list of apps

**B**



Need help using Microsoft Teams?  
- Try the [Quick Start Guide](#)